

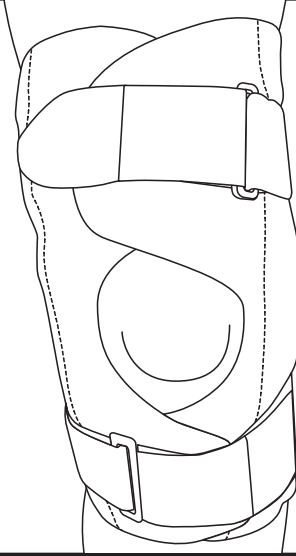
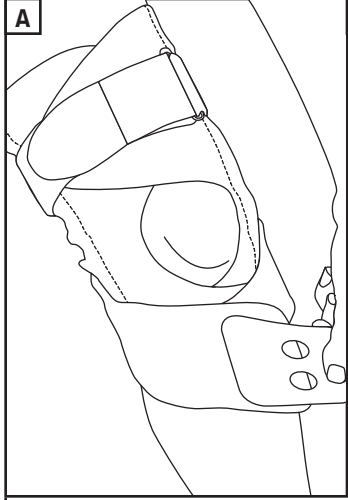
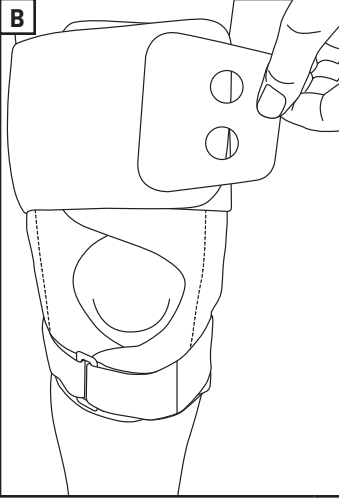
# ASPEN<sup>®</sup> KNEE SUSPENSION WRAP

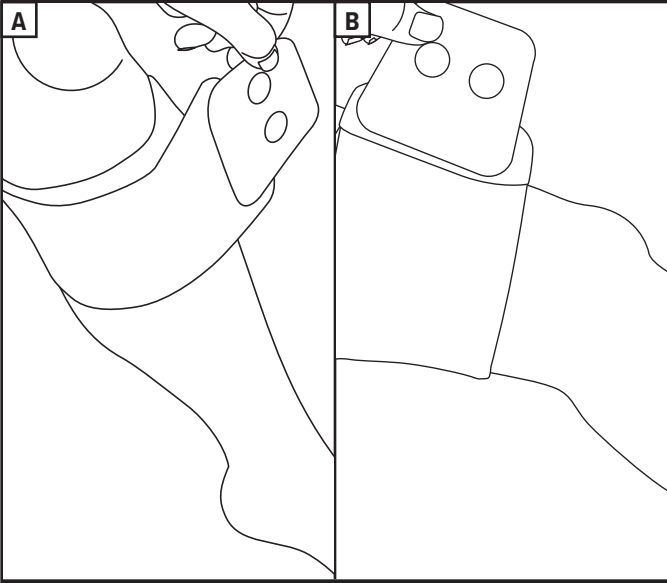
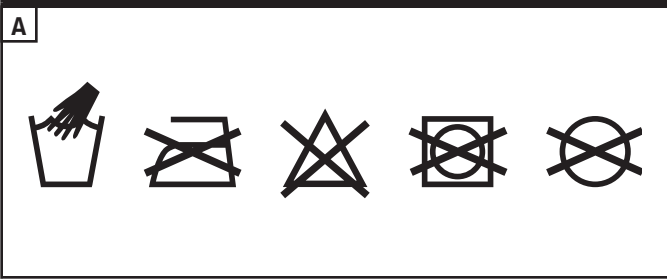
ASPEN KNEE SUSPENSION WRAP



**Aspen**  
MEDICAL PRODUCTS

ASPEN MEDICAL PRODUCTS, LLC  
6481 OAK CANYON, IRVINE, CA 92618-5202, USA  
800-295-2776 · 949-681-0200 · aspenmp.com

	ENGLISH	ESPAÑOL	DEUTSCH	ITALIANO	FRANÇAIS	中文
<b>A</b>	 <p><b>APPLICATION</b> A. Apply knee brace.</p>	<p><b>USO</b> A. Aplique una rodillera.</p>	<p><b>ANWENDUNG</b> A. Kniestütze anlegen.</p>	<p><b>APPLICAZIONE</b> A. Applicare la ginocchiera.</p>	<p><b>UTILISATION</b> A. Mettez l'attelle de genou.</p>	<p><b>应用</b> A. 使用膝盖矫形器。</p>
<b>A</b>		<p><b>APLICAR EL AJUSTE</b> A. Utilice la envoltura de suspensión Aspen envolviendo la sección inferior del aparato ortopédico (A) o la sección superior del mismo (B).</p>	<p><b>WICKEL ANLEGEN</b> A. Verwenden Sie den Aspen Aufhängungswickel, indem Sie den unteren Teil der Stütze (A) oder den oberen Teil der Stütze (B) umwickeln.</p>	<p><b>APPLICAZIONE DEL BENDAGGIO</b> A. Utilizzare il bendaggio a sospensione Aspen avvolgendo la sezione inferiore del tutore (A) o la sezione superiore del tutore (B).</p>	<p><b>MISE EN PLACE DE L'ENVELOPPE</b> A. Utilisez l'enveloppe de suspension Aspen en l'enroulant autour de la partie inférieure de l'attelle (A) ou de la partie supérieure de l'attelle (B).</p>	<p><b>使用缠带</b> A. 将 Aspen 悬挂缠带 绕过矫形器下部 (A) 或矫形器上部 (B)</p>
<b>B</b>		<p><b>Not made with natural rubber latex.</b></p>	<p><b>No está hecho con látex de caucho natural.</b></p>	<p><b>Ohne Naturkautschuklatex.</b></p>	<p><b>Non realizzato con lattice di gomma naturale.</b></p>	<p><b>并非采用天然胶乳制造。</b></p>

	ENGLISH	ESPAÑOL	DEUTSCH	ITALIANO	FRANÇAIS	中文
	<p><b>ADDITIONAL COMFORT</b>  <b>A.</b> For added comfort, the Aspen Suspension Wrap can be applied to the leg prior to applying the brace. Wrap around the calf to help with the lower section of the brace (A) or the thigh to help with the upper section of the brace (B).</p>	<p><b>COMODIDAD ADICIONAL</b>  <b>A.</b> Para mayor comodidad, la envoltura de suspensión Aspen se puede colocar en la pierna antes de colocar el aparato ortopédico. Envuelva alrededor de la pantorrilla para ayudar con la sección inferior del aparato ortopédico (A) o del muslo para ayudar con la sección superior del mismo (B).</p>	<p><b>ZUSÄTZLICHER KOMFORT</b>  <b>A.</b> Für zusätzlichen Komfort kann der Aspen Aufhängungswickel vor dem Anlegen der Stütze auf das Bein aufgelegt werden. Wickeln Sie ihn um die Wade, um den unteren Teil der Stütze zu unterstützen (A) oder um den Oberschenkel, um den oberen Teil der Stütze zu unterstützen (B).</p>	<p><b>COMFORT AGGIUNTIVO</b>  <b>A.</b> Per un maggiore comfort, il bendaggio a sospensione Aspen può essere applicato alla gamba prima di applicare il tutore. Avvolgere il polpaccio per supportare la parte inferiore del tutore (A) o la coscia per supportare la parte superiore del tutore (B).</p>	<p><b>CONFORT SUPPLÉMENTAIRE</b>  <b>A.</b> Pour plus de confort, l'attelle de suspension Aspen peut être placée sur la jambe avant la pose de l'attelle. Enroulez autour du mollet pour soulager la partie inférieure de l'attelle (A) ou autour de la cuisse pour soulager à la partie supérieure de l'attelle (B).</p>	<p><b>提高舒适性</b>  <b>A.</b> 为了提高舒适性,可在佩戴矫形器前,使用 Aspen 悬挂缠带。缠绕小腿以支持矫形器下部 (A), 或缠绕大腿以支持矫形器上部 (B)。</p>
<p><b>A</b></p> 	<p><b>CARE INSTRUCTIONS</b>  <b>A.</b> Hand wash with mild detergent and air dry.</p>	<p><b>INSTRUCCIONES DE CUIDADO</b>  <b>A.</b> Lavar a mano con detergente suave y secar al aire libre.</p>	<p><b>PFLEGEHINWEISE</b>  <b>A.</b> Handwäsche mit Feinwaschmittel und an der Luft trocknen.</p>	<p><b>ISTRUZIONI DI MANUTENZIONE</b>  <b>A.</b> Lavare a mano con un detergente delicato ed asciugare all'aria.</p>	<p><b>CONSIGNES D'ENTRETIEN</b>  <b>A.</b> Laver à la main avec un détergent doux et sécher à l'air libre.</p>	<p><b>保养说明</b>  <b>A.</b> 用温和的洗涤剂手洗并晾干。</p>

**LIMITED WARRANTY**  
Aspen Medical Products, LLC, Irvine, CA 92618, warrants to the user who originally purchases this product that it is free from defects in material and workmanship. The sole obligation of Aspen Medical Products, LLC in the event of breach of warranty shall be to repair or replace the defective product or part(s).

Aspen Medical Products, LLC shall have no obligation under this limited warranty in the event:  
(a) The product was not purchased from Aspen Medical Products, LLC or through its authorized channels of distribution;  
(b) The product is altered;  
(c) Any parts not supplied by Aspen Medical Products, LLC are inserted into the product; or  
(d) The product is not used in accordance with the Aspen Medical Products, LLC Instructions for Use.

THE FOREGOING IS THE SOLE AND EXCLUSIVE REMEDY FOR FAILURE IN SERVICE OF, OR DEFECT IN, THE PRODUCT. ASPEN MEDICAL PRODUCTS, LLC SHALL NOT BE LIABLE UNDER THIS OR ANY IMPLIED WARRANTY FOR ANY DIRECT, SPECIAL, INCIDENTAL, OR CONSEQUENTIAL DAMAGES. THIS WARRANTY IS IN LIEU OF ALL OTHER WARRANTIES, EXPRESSED OR IMPLIED, INCLUDING THE WARRANTY OF MERCHANTABILITY OR FITNESS FOR A PARTICULAR PURPOSE OR USE, AND ALL OBLIGATIONS OR LIABILITIES ON THE PART OF ASPEN MEDICAL PRODUCTS, LLC FOR DAMAGES ARISING OUT OF OR IN CONNECTION WITH THE USE OF THE PRODUCTS, WHICH ARE HEREBY DISCLAIMED AND EXCLUDED BY ASPEN MEDICAL PRODUCTS, LLC.

This warranty gives you specific legal rights and you may have other rights which vary from state to state.  
Warning: To ensure proper use, please review all material.  
A listing of authorized distributors in your area is available upon request.

READ INSTRUCTIONS BEFORE USE. Proper training in the use of this device should take place before it is applied. These directions are guidelines only and are not offered as medical recommendations.

THIS PRODUCT IS INTENDED FOR APPLICATION BY LICENSED HEALTH CARE PRACTITIONERS AS DIRECTED BY A PHYSICIAN OR OTHER QUALIFIED MEDICAL AUTHORITY. PERMANENT INJURY MAY RESULT FROM USE OTHER THAN AS DIRECTED BY A PHYSICIAN OR OTHER MEDICAL AUTHORITY. ASPEN MEDICAL PRODUCTS, LLC SPECIFICALLY DISCLAIMS ANY OBLIGATION OR LIABILITY FOR INJURY OR DAMAGE BY REASON OF ANY APPLICATION OF THIS PRODUCT. PLEASE SEE THE LIMITED WARRANTY FOR FURTHER INFORMATION IN THIS REGARD.

